





















# Inbound US M&A (top 10)

Country	Volume
 Canada	203
 United Kingdom	164
 Japan	82
 France	58
 Germany	58
 Sweden	44
 Switzerland	36
 Australia	34
 Netherlands	32
 Ireland (Republic)	29

Country	Value US\$(m)
 Canada	55,102
 United Kingdom	49,851
 Japan	44,840
 France	39,399
 Germany	25,163
 Switzerland	21,407
 Sweden	15,754
 Australia	13,941
 Netherlands	13,083
 South Korea	7,987